

Scaled data based on original data using
LM-79-08 Approved Method: Electrical and Photometric Measurements of Solid-
State Lighting Products

Test Report Prepared for
Cooper Lighting Solutions
(formerly Eaton)

Brand: McGRAW-EDISON

Report Number: P271851

Luminaire Tested: **ISW-AF-800-LED-E1-RW-7027-ULG**

Issue Date: 3/3/2020

Test Information

Test Method: LM-79-08
Report Number: P271851
TEST IS SCALED FROM IESNA LM-79-08 TEST DATA (P29767)-DOWNLIGHT AND
Test Lab: INNOVATION CENTER-P2
Issue Date: 3/3/2020
Manufacturer: COOPER LIGHTING SOLUTIONS (FORMERLY EATON)
Product Line: MCGRAW-EDISON
Catalog Number: ISW-AF-800-LED-E1-RW-7027-ULG
Description: IMPACT ELITE LED WEDGE LUMINAIRE WITH UPLIGHT
LIGHT SQUARE WITH ACCULED OPTICS-RECTANGULAR WIDE TYPE I, WITH UPLIGHT
GLOW
Light Source: (16) 2700K CCT, 70 CRI LEDs and (1) UPLIGHT LED
Ballast/Driver: ELECTRONIC DRIVER

Summary

Lumens per Lamp: N/A
Luminaire Lumens: 6095.5 lumens
Efficiency: N/A
Efficacy: 101.3 lumens/watt
Luminous Opening: Rectangular w/ Sides (W: 0.5' x L: 0.5' x H: 0.54')
IES Classification: Type II - Medium - Non-Cutoff
BUG Rating: B2 - U5 - G2

Input Watts (W): 60.2
Input Voltage (V): 120
Input Current (Ain): NR
Voltage Rise (V): NR
Power Factor: NR
Total Harmonic Distortion (THDi): NR
Frequency (hertz): 60
Stabilization Time: NR
Operation Time: NR
Ambient Temperature (°C): NR
Test Distance: 25 FT

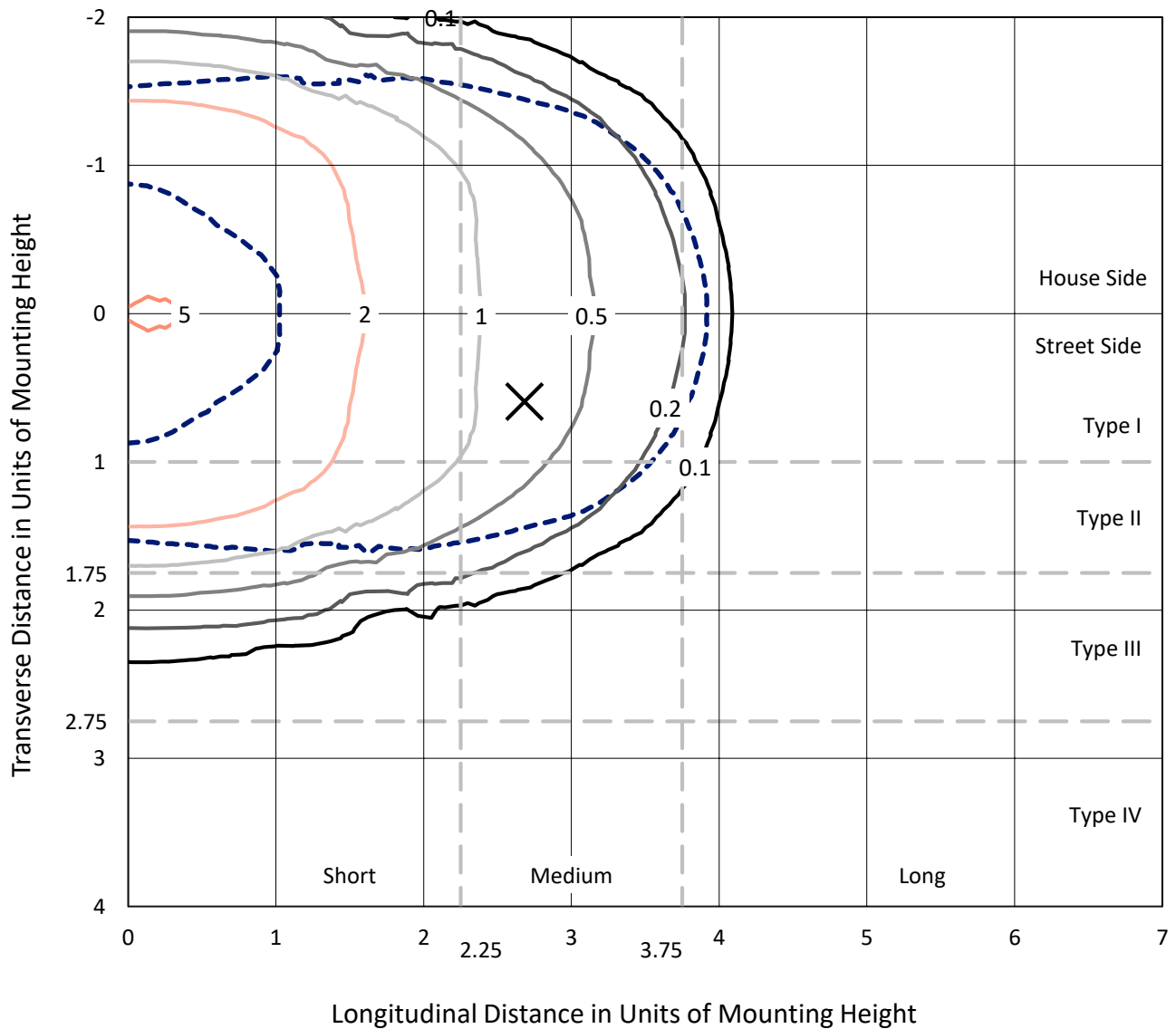


REPORT NUMBER: P271851

CATALOG NUMBER: ISW-AF-800-LED-E1-RW-7027-ULG

Iso-Footcandle Lines of Horizontal Illumination

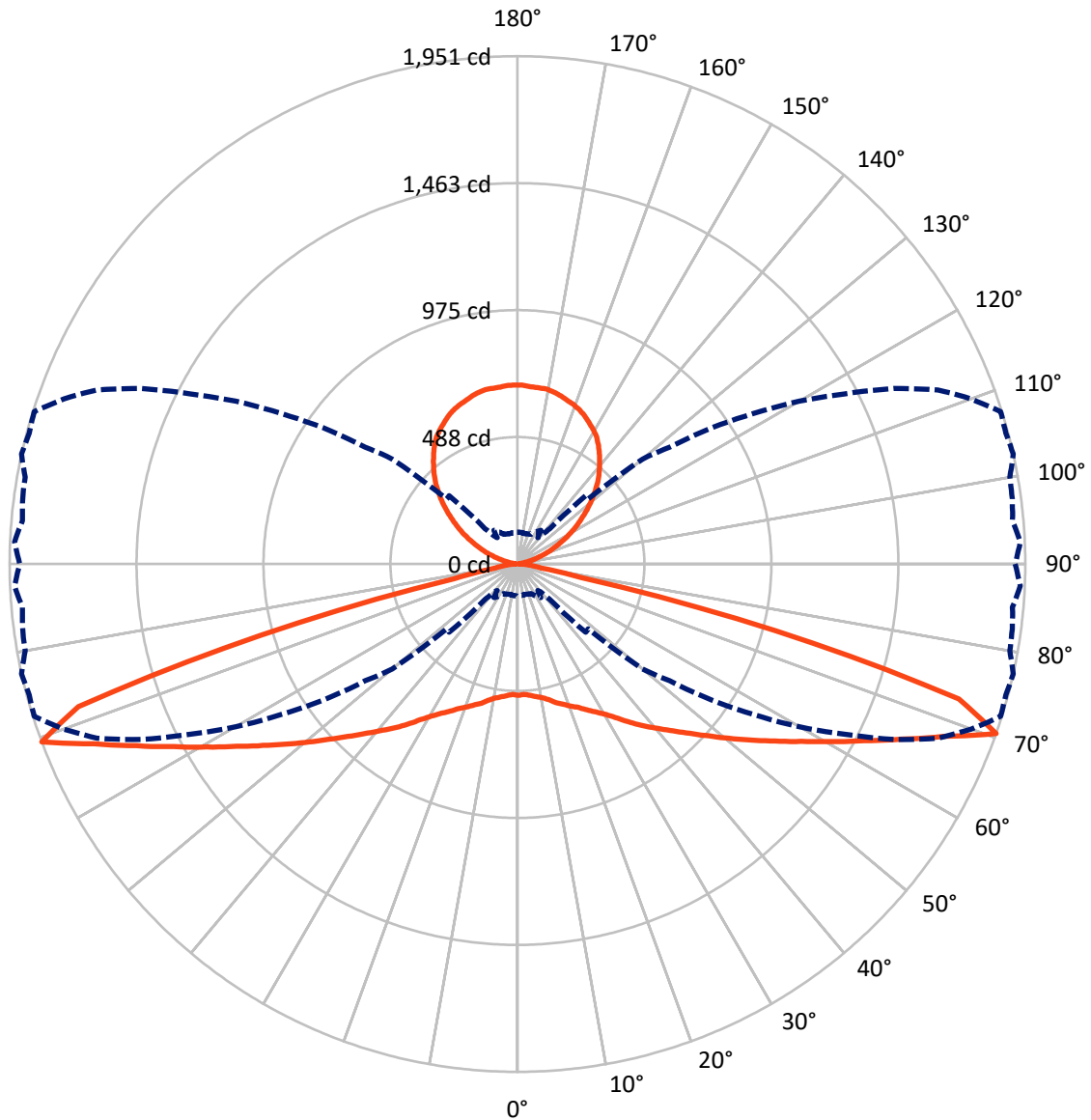
× Max cd
 - - - 1/2 Max cd



Based on 10 foot mounting height. Maximum calculated value = 5.2 fc
 Type II - Medium - Non-Cutoff

REPORT NUMBER: P271851
CATALOG NUMBER: ISW-AF-800-LED-E1-RW-7027-ULG

Luminous Intensity Polar Plot



— Vertical Plane Through 77.5-Deg Lateral - - - Horizontal Cone Through 70-Deg Vertical

REPORT NUMBER: P271851

CATALOG NUMBER: ISW-AF-800-LED-E1-RW-7027-ULG

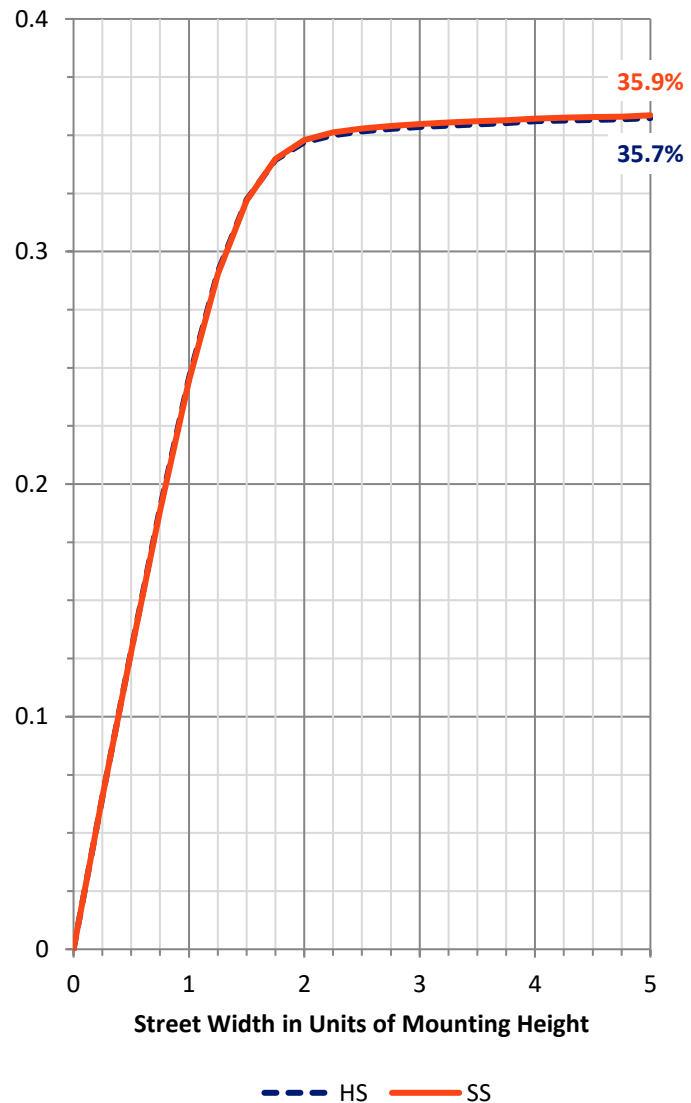
FLUX DISTRIBUTION:

		Downward	Upward	Total
House Side	Lumens	2195.9	851.8	3047.8
	% Fixture	36.0	14.0	50.0
Street Side	Lumens	2195.9	851.8	3047.8
	% Fixture	36.0	14.0	50.0
Total	Lumens	4391.8	1703.7	6095.5
	% Fixture	72.1	27.9	100.0

Coefficient of Utilization

ZONAL LUMENS:

Zone	Lumens	% Fixture
0°-10°	48.7	0.8
10°-20°	152.5	2.5
20°-30°	286.2	4.7
30°-40°	500.1	8.2
40°-50°	815.3	13.4
50°-60°	1115.7	18.3
60°-70°	1026.3	16.8
70°-80°	401.2	6.6
80°-90°	45.7	0.7
90°-100°	9.8	0.2
100°-110°	56.3	0.9
110°-120°	163.0	2.7
120°-130°	268.1	4.4
130°-140°	330.6	5.4
140°-150°	338.2	5.5
150°-160°	284.9	4.7
160°-170°	187.6	3.1
170°-180°	65.0	1.1
0°-90°	4391.8	72.1
0°-180°	6095.5	100.0



REPORT NUMBER: P271851

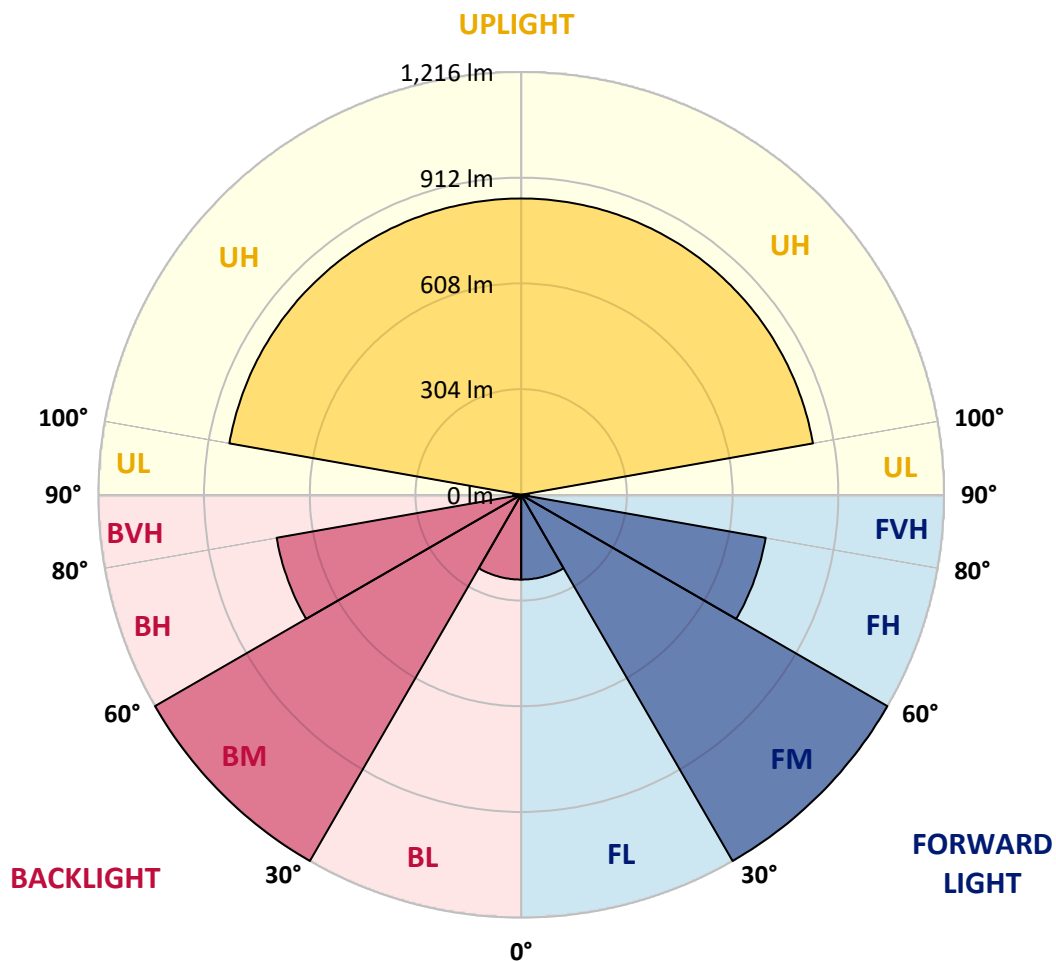
CATALOG NUMBER: ISW-AF-800-LED-E1-RW-7027-ULG

LUMINAIRE CLASSIFICATION SYSTEM LUMEN TABLE AND BUG RATING:

Zone		Lumens	% Fixture	Zone Rating/Lumen Limit		
				B	U	G
FL	(0°-30°)	243.7	4.0			
FM	(30°-60°)	1215.6	19.9			
FH	(60°-80°)	713.8	11.7			G1/1800
FVH	(80°-90°)	22.8	0.4			G1/100
BL	(0°-30°)	243.7	4.0	B1/500		
BM	(30°-60°)	1215.6	19.9	B2/2500		
BH	(60°-80°)	713.8	11.7	B2/1000		G2/1000
BVH	(80°-90°)	22.8	0.4			G1/100
UL	(90°-100°)	9.8	0.2		U1/10	
UH	(100°-180°)	851.8	14.0		U4/1000	

BUG Rating: B2-U5-G2

Type II Medium





REPORT NUMBER: P271851

CATALOG NUMBER: ISW-AF-800-LED-E1-RW-7027-ULG

CANDELA DISTRIBUTION (FULL):

	0°	5°	15°	25°	35°	37.5°	40°	42.5°	45°	47.5°	50°
0°	504.5	504.5	504.5	504.5	504.5	504.5	504.5	504.5	504.5	504.5	504.5
2.5°	502.5	502.0	502.0	502.5	503.8	504.5	503.2	503.8	503.8	503.2	505.2
5°	503.8	503.2	503.8	505.2	507.0	509.0	508.4	508.4	509.0	507.7	511.0
7.5°	502.5	502.0	503.2	506.5	511.0	513.5	513.5	513.5	514.8	514.2	518.1
10°	496.8	496.0	499.3	505.2	513.5	515.4	517.4	518.1	521.9	521.9	525.8
12.5°	491.6	492.2	496.8	505.7	519.3	520.0	522.5	525.1	530.3	527.8	534.9
15°	493.5	494.8	500.5	511.6	529.7	529.0	531.0	533.5	541.9	536.1	547.8
17.5°	503.2	505.2	511.6	524.5	543.3	540.0	542.6	546.5	557.5	550.3	563.9
20°	518.7	521.3	528.3	542.6	560.0	556.8	559.4	563.9	576.8	569.7	583.3
22.5°	539.3	541.9	549.8	565.8	584.5	580.8	583.3	587.1	601.3	590.4	607.2
25°	567.1	569.7	578.1	594.9	616.2	611.7	613.0	615.6	630.4	617.6	633.7
27.5°	605.9	608.5	615.6	631.7	652.3	648.6	649.8	652.3	667.9	655.0	669.1
30°	655.0	657.6	664.0	680.2	697.6	693.1	695.0	696.9	711.2	698.3	709.9
32.5°	713.2	712.4	722.1	738.9	754.5	746.0	746.0	746.0	759.7	746.7	755.7
35°	781.5	781.5	791.2	807.5	821.6	812.0	807.5	804.8	819.7	803.5	810.0
37.5°	856.5	853.3	868.1	883.0	896.6	884.3	880.4	877.1	888.2	870.1	873.3
40°	935.9	933.4	949.5	966.4	975.4	959.2	956.0	952.1	963.7	946.4	945.6
42.5°	1008.3	1006.4	1027.0	1046.4	1057.3	1036.7	1032.2	1028.3	1041.2	1023.8	1019.9
45°	1069.7	1069.1	1092.9	1119.4	1138.8	1116.9	1113.6	1107.1	1120.1	1098.8	1096.8
47.5°	1117.5	1114.9	1143.9	1182.7	1213.7	1191.2	1190.4	1185.9	1199.5	1176.2	1173.6
50°	1149.8	1151.6	1183.3	1228.6	1279.0	1257.6	1259.5	1257.6	1277.7	1254.4	1257.6
52.5°	1155.6	1159.4	1200.1	1259.5	1330.0	1304.2	1319.0	1324.8	1350.1	1330.0	1336.5
55°	1086.5	1097.5	1159.4	1262.7	1361.7	1345.5	1364.3	1381.1	1416.5	1399.8	1411.3
57.5°	932.1	954.7	1026.4	1176.2	1357.8	1366.8	1404.9	1430.7	1474.0	1459.2	1486.2
60°	720.2	735.7	815.2	990.2	1233.7	1245.9	1315.1	1397.1	1496.7	1517.2	1560.0
62.5°	471.5	480.5	558.0	735.7	1019.9	1023.8	1109.8	1216.2	1388.8	1434.0	1553.5
65°	233.8	246.0	287.5	423.7	714.4	709.2	803.5	928.2	1151.6	1201.4	1395.9
67.5°	146.0	148.0	156.3	196.4	357.9	317.8	395.3	525.8	796.4	841.0	1087.8
70°	122.7	122.1	120.1	125.9	157.7	127.9	141.4	184.7	370.8	368.8	627.2
72.5°	113.1	111.1	105.9	105.3	109.9	100.8	102.0	104.7	148.6	124.7	241.6
75°	104.0	100.1	93.6	91.8	91.8	84.6	84.6	85.2	96.3	90.4	109.9
77.5°	93.1	88.6	82.0	79.4	76.9	69.1	68.5	69.1	77.5	72.3	82.0
80°	80.1	75.5	71.1	67.1	63.3	56.2	54.3	54.3	61.4	56.2	64.0
82.5°	69.8	64.0	62.6	56.2	50.3	43.9	42.0	38.8	45.3	39.3	47.8
85°	51.7	47.1	59.4	49.8	40.1	35.6	28.5	24.0	28.5	23.3	30.4
87.5°	29.7	27.8	52.3	39.3	35.6	38.1	23.3	16.8	16.2	14.2	16.8
90°	10.7	11.4	15.3	13.7	15.6	11.4	9.3	9.1	10.7	9.4	11.4
92.5°	4.0	4.0	4.9	5.9	5.9	5.9	5.9	5.9	5.9	6.1	6.4
95°	4.9	4.9	5.9	6.8	6.8	6.8	6.8	6.8	6.8	6.8	6.8
97.5°	6.8	6.8	7.8	7.8	8.8	8.8	8.8	8.8	8.8	9.6	10.3
100°	7.8	7.8	8.8	9.8	11.8	13.9	16.2	18.4	20.6	22.5	24.5
102.5°	10.8	10.8	12.8	17.7	26.5	29.6	32.9	36.1	39.3	41.7	44.2
105°	20.6	21.6	26.5	35.3	47.1	50.8	54.4	58.1	61.8	64.0	66.3
107.5°	40.2	41.2	48.1	57.0	71.7	75.4	79.1	82.6	86.3	88.1	89.8
110°	64.8	66.7	72.7	85.4	100.1	103.0	106.0	109.0	111.9	113.4	114.8



REPORT NUMBER: P271851

CATALOG NUMBER: ISW-AF-800-LED-E1-RW-7027-ULG

CANDELA DISTRIBUTION (continued):

	0°	5°	15°	25°	35°	37.5°	40°	42.5°	45°	47.5°	50°
112.5°	97.2	97.2	104.0	118.8	131.5	133.7	135.9	138.2	140.3	141.6	142.8
115°	137.4	136.5	144.3	156.0	164.9	166.4	167.8	169.3	170.8	171.9	173.2
117.5°	180.6	180.6	185.5	193.3	198.3	199.1	199.7	200.4	201.2	202.7	204.2
120°	220.8	218.8	221.8	228.7	232.6	234.1	235.5	237.1	238.5	239.3	239.9
122.5°	258.2	255.2	256.2	262.0	266.0	267.4	269.0	270.4	271.8	272.4	272.8
125°	292.5	288.5	290.5	293.5	299.3	300.6	301.8	303.1	304.3	305.1	305.7
127.5°	323.9	322.9	322.9	326.8	332.7	332.9	333.2	333.5	333.7	334.9	336.1
130°	356.3	354.3	355.3	359.2	363.2	363.6	364.2	364.6	365.1	366.3	367.6
132.5°	388.7	386.7	385.7	393.5	396.5	396.7	397.1	397.3	397.5	398.9	400.5
135°	421.0	418.1	418.1	424.0	427.0	427.4	428.0	428.4	428.9	430.4	431.8
137.5°	451.5	448.5	450.5	451.5	455.4	456.4	457.3	458.3	459.3	460.5	461.8
140°	479.0	476.0	478.0	480.0	481.9	483.4	484.8	486.3	487.8	488.6	489.3
142.5°	508.4	505.5	507.5	508.4	511.3	512.3	513.3	514.3	515.3	515.8	516.3
145°	539.8	535.9	534.0	536.8	539.8	540.0	540.3	540.6	540.8	541.9	543.3
147.5°	564.3	561.4	560.5	563.3	563.3	563.6	563.9	564.1	564.3	565.6	566.8
150°	584.0	581.0	582.0	582.0	582.0	582.0	582.0	582.0	582.0	583.0	584.0
152.5°	599.7	596.7	596.7	597.7	598.7	598.7	598.7	598.7	598.7	598.9	599.2
155°	617.3	613.5	613.5	615.4	618.3	617.9	617.3	616.9	616.3	615.9	615.4
157.5°	634.0	631.1	631.1	632.0	634.0	633.8	633.6	633.2	633.0	632.9	632.6
160°	650.7	647.8	646.8	643.8	642.8	642.8	642.8	642.8	642.8	643.6	644.4
162.5°	660.5	656.6	656.6	652.7	648.8	649.3	649.7	650.2	650.7	651.7	652.7
165°	668.4	665.5	663.5	663.5	660.5	660.5	660.5	660.5	660.5	660.3	660.1
167.5°	677.2	674.3	671.3	673.3	675.3	674.4	673.8	673.1	672.3	670.6	668.9
170°	685.0	682.2	679.2	679.2	680.2	679.7	679.2	678.7	678.2	677.1	675.7
172.5°	686.0	684.1	682.2	680.2	677.2	677.2	677.2	677.2	677.2	677.1	676.7
175°	687.0	685.0	684.1	682.2	678.2	678.0	677.7	677.4	677.2	677.2	677.2
177.5°	693.9	692.0	687.0	686.0	684.1	683.6	683.1	682.6	682.2	681.9	681.6
180°	687.0	687.0	687.0	687.0	687.0	687.0	687.0	687.0	687.0	687.0	687.0



REPORT NUMBER: P271851

CATALOG NUMBER: ISW-AF-800-LED-E1-RW-7027-ULG

CANDELA DISTRIBUTION (continued):

	52.5°	55°	57.5°	60°	62.5°	65°	67.5°	70°	72.5°	75°	77.5°
0°	504.5	504.5	504.5	504.5	504.5	504.5	504.5	504.5	504.5	504.5	504.5
2.5°	503.2	505.2	502.5	505.2	500.5	504.5	501.3	505.2	502.0	505.2	501.3
5°	506.5	511.6	505.7	512.9	504.5	512.9	505.7	513.5	507.0	513.5	506.5
7.5°	511.6	520.6	512.9	521.9	511.6	523.3	513.5	524.5	514.8	525.1	514.2
10°	518.1	529.7	519.3	531.0	518.7	532.2	520.0	534.2	521.3	535.5	521.9
12.5°	523.8	538.7	527.0	542.6	529.0	545.2	531.0	549.0	533.5	552.3	534.9
15°	534.9	554.3	539.3	558.0	542.6	561.4	545.8	566.5	549.0	570.3	552.3
17.5°	549.0	570.3	554.8	573.6	556.8	577.5	560.7	581.3	563.9	585.9	565.8
20°	568.4	589.7	573.6	591.6	575.5	594.3	577.5	596.1	581.3	600.1	582.6
22.5°	590.4	610.4	593.0	611.0	593.0	610.4	594.3	611.0	596.1	613.6	598.1
25°	616.9	635.6	618.1	633.7	615.6	631.1	615.6	631.1	617.6	632.4	620.8
27.5°	653.7	667.9	649.8	663.4	643.9	657.6	641.4	655.0	642.1	655.0	643.4
30°	695.0	708.0	687.2	698.3	677.0	687.2	669.9	681.5	667.9	680.2	671.1
32.5°	740.2	750.5	730.0	738.9	716.9	726.0	707.2	715.1	703.5	711.2	705.3
35°	790.6	801.0	779.7	788.0	766.1	773.8	755.0	759.0	747.3	752.5	747.3
37.5°	850.7	859.8	835.2	843.0	819.1	828.8	806.0	810.0	795.8	799.0	788.7
40°	915.4	925.0	895.9	903.7	873.9	884.9	859.8	862.4	843.0	846.1	830.0
42.5°	985.0	994.2	958.0	964.4	929.5	941.2	911.4	916.6	893.4	896.6	875.8
45°	1062.0	1067.1	1027.0	1031.5	989.6	1001.3	963.7	973.4	945.6	952.1	928.2
47.5°	1133.6	1143.9	1100.1	1103.8	1058.7	1065.7	1022.5	1035.5	1005.7	1015.4	986.4
50°	1215.7	1223.4	1181.5	1182.1	1138.2	1140.7	1092.2	1105.3	1072.8	1083.3	1052.3
52.5°	1299.6	1304.8	1259.5	1264.1	1220.9	1225.4	1176.9	1182.1	1144.6	1153.6	1123.3
55°	1381.1	1382.3	1344.9	1343.5	1302.8	1311.3	1257.6	1269.2	1224.7	1234.5	1200.1
57.5°	1462.4	1466.9	1432.1	1433.3	1392.6	1398.4	1350.1	1358.3	1316.5	1328.1	1285.5
60°	1548.3	1562.5	1528.3	1532.8	1494.0	1505.6	1446.9	1457.9	1412.0	1430.7	1384.8
62.5°	1603.3	1656.1	1649.6	1656.8	1620.0	1625.8	1565.0	1582.5	1527.7	1541.2	1494.0
65°	1498.6	1628.4	1694.3	1766.7	1768.5	1787.3	1728.5	1735.0	1680.1	1676.9	1621.4
67.5°	1221.4	1381.6	1492.7	1641.3	1745.4	1845.5	1881.6	1890.7	1861.0	1829.3	1766.7
70°	737.0	912.0	1075.5	1250.5	1414.7	1594.9	1747.9	1853.8	1946.2	1941.7	1950.7
72.5°	291.3	436.7	545.8	709.9	872.6	1072.3	1241.5	1390.7	1549.6	1647.1	1773.7
75°	114.9	151.8	177.7	269.3	346.8	495.4	644.6	725.4	850.1	935.3	1023.2
77.5°	82.6	90.4	91.8	106.6	112.4	155.7	182.2	209.9	236.4	253.2	250.0
80°	64.0	69.1	69.1	75.5	74.9	83.4	81.4	89.1	88.6	95.0	90.4
82.5°	47.8	51.0	51.0	56.2	56.2	61.4	60.1	65.3	63.3	67.8	63.3
85°	31.0	34.2	34.2	36.8	35.6	40.7	40.1	43.9	42.0	43.9	40.7
87.5°	17.4	19.3	20.0	22.0	20.0	24.0	23.3	25.2	23.3	25.2	24.0
90°	9.4	10.7	9.9	11.7	10.3	14.6	12.0	15.3	10.8	16.6	11.6
92.5°	6.6	6.8	6.8	6.8	6.8	6.8	6.6	6.4	6.1	5.9	5.9
95°	6.8	6.8	7.1	7.4	7.6	7.8	7.6	7.4	7.1	6.8	6.8
97.5°	11.0	11.8	11.3	10.8	10.3	9.8	9.6	9.3	9.1	8.8	8.6
100°	26.5	28.5	27.7	26.9	26.3	25.5	24.7	24.1	23.4	22.5	21.6
102.5°	46.6	49.0	48.3	47.6	46.9	46.2	44.9	43.7	42.4	41.2	40.4
105°	68.5	70.7	70.2	69.7	69.2	68.7	67.6	66.3	64.9	63.8	62.8
107.5°	91.4	93.2	93.1	92.7	92.4	92.3	91.3	90.3	89.3	88.3	87.6
110°	116.3	117.8	117.9	118.3	118.6	118.8	118.3	117.8	117.3	116.8	116.0



REPORT NUMBER: P271851

CATALOG NUMBER: ISW-AF-800-LED-E1-RW-7027-ULG

CANDELA DISTRIBUTION (continued):

	52.5°	55°	57.5°	60°	62.5°	65°	67.5°	70°	72.5°	75°	77.5°
112.5°	144.1	145.3	145.7	146.2	146.7	147.2	147.1	146.7	146.4	146.2	145.7
115°	174.5	175.7	176.4	177.1	177.9	178.7	177.9	177.1	176.4	175.7	175.2
117.5°	205.6	207.1	208.0	209.0	210.0	211.0	209.8	208.6	207.3	206.1	205.6
120°	240.7	241.5	242.5	243.4	244.4	245.3	244.2	242.9	241.6	240.5	239.9
122.5°	273.4	273.8	274.8	275.8	276.8	277.8	276.6	275.3	274.1	272.8	272.4
125°	306.4	307.2	307.7	308.2	308.7	309.2	308.0	306.7	305.4	304.3	304.3
127.5°	337.4	338.6	338.8	339.1	339.4	339.6	339.6	339.6	339.6	339.6	339.4
130°	368.8	370.0	371.0	372.0	373.0	374.0	374.0	374.0	374.0	374.0	373.4
132.5°	401.9	403.4	404.6	405.9	407.1	408.3	407.8	407.3	406.8	406.3	406.3
135°	433.3	434.8	435.9	437.3	438.6	439.7	439.5	439.2	438.9	438.7	439.5
137.5°	463.1	464.2	464.7	465.2	465.7	466.2	466.4	466.7	467.0	467.2	468.4
140°	489.9	490.7	491.2	491.7	492.2	492.7	493.2	493.7	494.2	494.7	495.9
142.5°	516.7	517.2	518.7	520.2	521.6	523.2	523.2	523.2	523.2	523.2	523.4
145°	544.6	545.7	547.2	548.7	550.1	551.6	551.4	551.1	550.8	550.6	549.9
147.5°	568.1	569.3	570.4	571.7	573.0	574.2	574.4	574.6	574.9	575.2	574.4
150°	585.0	586.0	586.8	587.4	588.1	588.9	589.6	590.4	591.1	591.8	592.6
152.5°	599.5	599.7	600.4	601.1	601.9	602.7	603.6	604.6	605.5	606.5	607.7
155°	614.9	614.4	615.6	616.9	618.1	619.3	620.5	621.8	623.1	624.2	624.7
157.5°	632.2	632.0	633.0	634.0	635.0	636.0	636.4	637.0	637.4	638.0	638.0
160°	645.1	645.8	647.3	648.8	650.2	651.7	650.9	650.2	649.6	648.8	648.6
162.5°	653.7	654.7	655.7	656.6	657.6	658.5	658.4	658.1	657.8	657.6	657.1
165°	659.7	659.5	660.7	662.1	663.3	664.5	665.3	665.9	666.6	667.4	666.9
167.5°	667.2	665.5	666.9	668.4	669.9	671.3	672.3	673.3	674.3	675.3	675.3
170°	674.4	673.3	674.1	674.8	675.4	676.2	677.4	678.7	679.9	681.2	681.6
172.5°	676.4	676.2	677.1	677.7	678.4	679.2	679.7	680.2	680.6	681.2	681.6
175°	677.2	677.2	678.4	679.7	680.9	682.2	682.4	682.6	682.9	683.1	682.6
177.5°	681.4	681.2	682.4	683.6	684.9	686.0	686.6	687.0	687.6	688.0	687.2
180°	687.0	687.0	687.0	687.0	687.0	687.0	687.0	687.0	687.0	687.0	687.0



REPORT NUMBER: P271851

CATALOG NUMBER: ISW-AF-800-LED-E1-RW-7027-ULG

CANDELA DISTRIBUTION (continued):

	80°	82.5°	85°	87.5°	90°
0°	504.5	504.5	504.5	504.5	504.5
2.5°	504.5	503.2	505.7	502.0	505.2
5°	513.5	507.7	514.8	507.7	514.2
7.5°	525.8	516.1	526.5	516.1	526.5
10°	537.5	521.3	538.1	522.5	538.7
12.5°	554.8	535.5	557.5	536.1	557.5
15°	574.3	552.3	576.8	553.0	578.1
17.5°	589.7	568.4	592.3	568.4	593.0
20°	602.7	585.9	605.9	585.9	607.8
22.5°	617.6	605.3	621.4	605.3	625.3
25°	636.9	628.5	641.4	629.8	643.9
27.5°	659.4	653.7	664.0	655.7	666.6
30°	685.9	684.1	689.2	685.4	691.9
32.5°	715.7	720.2	720.2	720.2	722.8
35°	759.0	762.8	762.8	764.2	764.7
37.5°	800.3	806.8	806.0	808.0	808.0
40°	843.6	852.0	852.0	852.0	853.3
42.5°	891.4	900.4	901.7	897.9	900.4
45°	944.9	948.3	951.5	949.5	954.0
47.5°	1002.5	1005.7	1008.3	1005.7	1012.7
50°	1070.3	1069.7	1076.8	1069.7	1080.0
52.5°	1141.4	1147.1	1151.6	1144.6	1151.6
55°	1221.4	1219.4	1234.5	1224.7	1234.5
57.5°	1309.3	1309.3	1324.2	1315.1	1326.1
60°	1413.3	1404.9	1425.6	1410.7	1425.6
62.5°	1518.7	1503.8	1527.0	1514.0	1533.5
65°	1640.0	1618.7	1640.7	1623.9	1641.3
67.5°	1762.7	1738.2	1745.4	1737.0	1746.7
70°	1920.4	1917.2	1908.8	1933.3	1912.0
72.5°	1753.7	1791.2	1760.8	1819.6	1779.5
75°	1077.4	1146.6	1184.7	1244.7	1235.0
77.5°	255.2	226.7	250.0	224.1	252.5
80°	94.3	85.9	89.8	78.2	87.1
82.5°	64.6	56.2	54.3	43.3	46.5
85°	41.3	33.6	31.0	25.8	28.5
87.5°	24.5	18.8	17.4	14.8	15.5
90°	14.9	9.9	12.0	8.2	11.4
92.5°	5.9	5.9	5.9	5.9	5.9
95°	6.8	6.8	6.8	6.8	6.8
97.5°	8.4	8.1	7.8	7.8	7.8
100°	20.6	19.7	18.7	18.7	18.7
102.5°	39.7	39.1	38.3	37.8	37.3
105°	61.8	60.8	59.8	59.8	59.8
107.5°	86.9	86.1	85.4	84.9	84.4
110°	115.3	114.6	113.8	114.4	114.8



REPORT NUMBER: P271851

CATALOG NUMBER: ISW-AF-800-LED-E1-RW-7027-ULG

CANDELA DISTRIBUTION (continued):

	80°	82.5°	85°	87.5°	90°
112.5°	145.3	144.8	144.3	144.3	144.3
115°	174.7	174.2	173.7	174.2	174.7
117.5°	205.2	204.6	204.2	204.6	205.2
120°	239.5	238.9	238.5	238.5	238.5
122.5°	271.8	271.4	270.9	271.4	271.8
125°	304.3	304.3	304.3	304.3	304.3
127.5°	339.1	338.8	338.6	339.6	340.5
130°	373.0	372.4	372.0	372.4	373.0
132.5°	406.3	406.3	406.3	406.8	407.3
135°	440.2	440.9	441.7	442.1	442.7
137.5°	469.6	470.9	472.1	472.6	473.0
140°	497.1	498.4	499.5	500.5	501.5
142.5°	523.6	523.9	524.1	525.1	526.0
145°	549.1	548.4	547.7	548.7	549.7
147.5°	573.7	573.0	572.2	573.2	574.2
150°	593.3	594.0	594.8	596.7	598.7
152.5°	609.1	610.3	611.5	613.9	616.3
155°	625.2	625.7	626.2	627.6	629.2
157.5°	638.0	638.0	638.0	640.4	642.8
160°	648.3	647.9	647.8	650.7	653.7
162.5°	656.6	656.1	655.7	658.5	661.5
165°	666.5	665.9	665.5	667.4	669.3
167.5°	675.3	675.3	675.3	678.2	681.2
170°	682.2	682.6	683.1	685.6	688.0
172.5°	682.2	682.6	683.1	685.6	688.0
175°	682.2	681.6	681.2	683.6	686.0
177.5°	686.6	685.9	685.0	687.0	689.0
180°	687.0	687.0	687.0	687.0	687.0

(END OF REPORT)